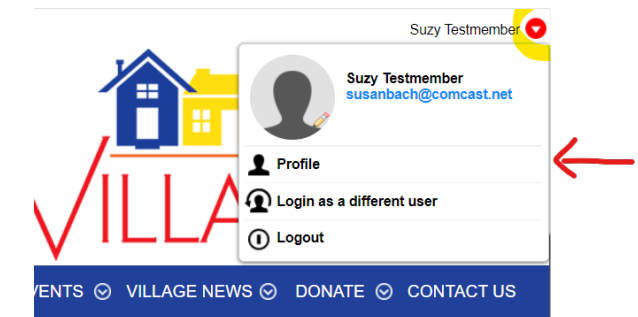
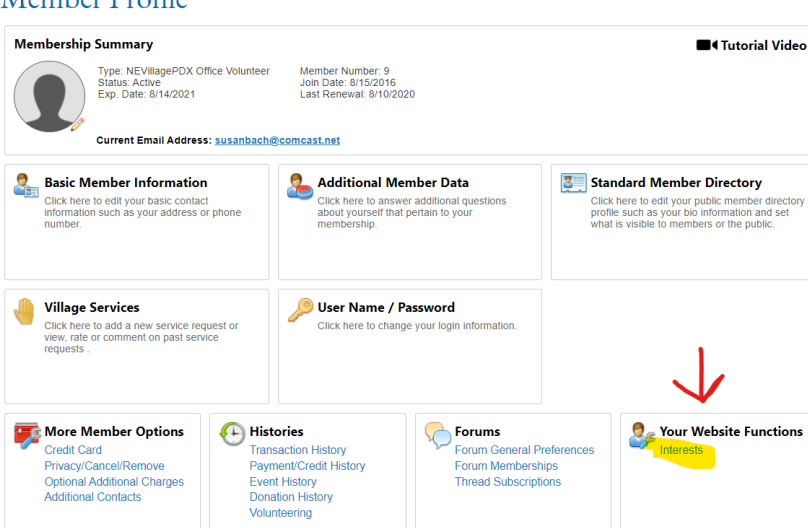
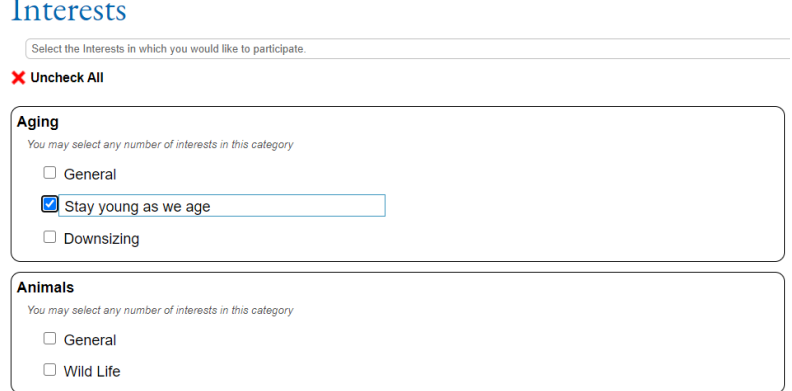


How to Enter Interests in Club Express

<p>Step 1: Log into the NE Village PDX website. Click on small arrow next to your name (upper right corner of screen) to see drop-down menu. Click on Profile.</p>	
<p>Step 2: In the Member Profile, go to Your Website Functions (box in lower right corner) and click on Interests.</p>	
<p>Step 3: In the Interests menu, click on as many interests as you like. There are lots of them—but if you don't see what you're looking for, please send an email to Susan Bach susanbach@comcast.net with your suggestion for an addition to the list.</p>	
<p>Step 4: Scroll to the bottom of the list and SAVE your interests.</p> <p>NOTE: You can edit your interests at any time (click or unclick)—just remember to SAVE changes.</p>	